

Leica Geosystems Release Notes

Product **Client License Manager (CLM) 2.16.0**
Date **March 2024**
From **Mario RAUSCHENBERG**

General

| | |
|---|---|
| Obtaining the new software version | The latest Leica CLM version installer package and documentation can be obtained from the Leica Geosystems myWorld web site at https://myworld.leica-geosystems.com . Please refer to section myDownloads > Licensing > CLM. |
| Continuous Delivery Lifecycle | <p>The CLM License Manager will enter a continuous deployment lifecycle. This means that new features or fixes can be released as soon as they are implemented.</p> <p>We will announce through sales news only the major releases. Otherwise, the following releases will be available for download on myWorld:</p> <ul style="list-style-type: none">• CLM 1.8.3000• Latest CLM 2.x <p>Automatic update check is available in the application, informing the user about any available updates, and allowing for a direct download of the update.</p> |

Supported Platforms

| | |
|---|--|
| Operating systems (64 bits only) | <ul style="list-style-type: none">• Microsoft Windows 11• Microsoft Windows 10• Microsoft Windows Server 2019• Microsoft Windows Server 2022 |
| Limited support | <p>The following operating systems are not officially supported but compatibility is known from past experience. To be used at own risk because only limited support can be provided.</p> <ul style="list-style-type: none">• Microsoft Windows 7 SP 1• Microsoft Windows 8, 8.1• Microsoft Windows Server 2008 R2 SP1 or newer• Microsoft Windows Server 2012 R2• Microsoft Windows Server 2016 |
| Virtual platforms | <ul style="list-style-type: none">• Microsoft Windows 10 Pro Hyper-V• Windows Server 2019 Hyper-V• VMware ESXi 7• VMware Workstation 16.1.2• Citrix XenServer 8.2• PARALLELS• QEMU_KVM |

- Oracle VirtualBox 6.2
-

Cloud environments

- Google Cloud
 - Microsoft Azure
 - Amazon EC2
-

Known issues

Startup problems or visual issues on some VM environments

On some VM environments, the CLM might fail to start correctly showing only an empty window or exhibiting visual artifacts during runtime. Reason is usually an outdated or erroneous OpenGL driver.

As a workaround, please set the following two environment variables (either system-wide or only for the CLM.exe):

QT_OPENGL=angle

QT_ANGLE_PLATFORM=warp

CLM 2.16.0

| | |
|---------------------|--|
| Improvements | Improved the performance of the borrow action and corresponding return action considerably. |
| Bugfixes | Fixed an issue where an activation or return could fail on certain configurations with a low-spec machine and/or slow internet connection. |

CLM 2.15.0

| | |
|---------------------|--|
| New Features | <p>Borrow by product is now available.</p> <p>On the borrow dialog the user can now switch between “Borrow by EID” and “Borrow by Product” modes. Using “Borrow by Product”, the user can select separate products individually as needed.</p> |
| Bugfixes | <p>Fixed an issue where features could not be acquired occasionally in case CLM license server was installed on certain low-spec machine configurations. The error would have been visible in the lgs.log logfile as: 11:30:18 (LGS) SERVER-OUT: Failed to send co resp.</p> |

CLM 2.14.0

| | |
|--------------------------|--|
| Component Upgrade | OpenSSL has been upgraded to version 3. |
| Improvements | <p>The application will now automatically clean any broken or invalid EIDs which have been recovered on the backend server.</p> <p>During offline activation, if a .clmresp file is drag and dropped in place where a .clmstart file should be dropped, the offline activation wizard will now forward to the correct step instead of showing an error.</p> <p>When Activation Wizard connects to an incompatible license server version, the error message will now clearly state so instead of a generic connection error.</p> |
| Bugfixes | <p>Fixed the product list item in the license list not being clickable in certain areas of the element.</p> <p>Fixed product descriptions showing a “...” in the license list, even though there was no additional text hidden.</p> |

CLM 2.13.0

| | |
|---------------------|---|
| New Features | <p>In the borrowing window, the user now can filter out non borrowable EIDs from the remote server’s EID list (e.g., already borrowed by someone else or currently acquired from the floating license server by another user).</p> <p>In the main view, if a product description is too long to fit in the current available space and gets cut off with “...”, there is now a popup on hover that will show the complete text.</p> |
|---------------------|---|

CLM 2.12.0

Bugfixes

Fixed checkout duration in usage analytics being wrong in certain situations.

CLM 2.11.0

Component Upgrade

The FlexNet Publisher (FNP) component was upgraded to version 11.19.2.0
Added official support for Windows 11 and Windows Server 2022

New Features

Licenses will now be displayed both in the main view and the borrowing view with their product descriptions, where applicable.
Note: An internet connection is needed for the product descriptions to be loaded.

Bugfixes

Fixed an issue where the licenses could be displayed twice if a license activation was started during the initial license load.

Fixed an issue where the application could not connect to the local licensing service in certain situations when there was another 3rd party FlexNet based licensing service installed.

CLM 2.10.0

New Features

CSV export for license server usage analytics can now be scoped freely by selecting start and end date. Default time frame will be set to the past month.

CSV export for license server usage analytics now also exports the duration of a checkout/checkin pair.

Bugfixes

Fixed an issue where the borrow window would not reset to initial state when closing and reopening it.

Fixed an issue where manually updating a license via context menu could lead to old products not being deleted correctly.

Fixed an issue where an offline activated license would have missing data fields in myWorld.

Fixed an issue where the application could not connect to the license service displaying a red error banner. The issue occurred in certain network configurations with multiple network adapters installed on the system.

Fixed executables missing signing.

CLM 2.9.0

New Features

Added CSV export button for license server usage analytics logging which can be found in 'Settings' Tab with 'Advanced options' enabled.

Click on 'Export Usage Analytics' to export the CSV with the logged events from the license server.

NOTE: This functionality is only available for floating licenses and shown if the license server logging is enabled on the license server computer, in: 'C:\Program Files (x86)\Common Files\Leica Geosystems\License-Server\lgs.opt' by setting 'ENABLE_DB_HISTORY 1'. By default, it is not enabled.

Bugfixes

Fixed an issue which would lead to the application consuming an increased amount of RAM

CLM 2.8.0

Improvements

Added automatic update check and notification.

The application will now check for CLM updates automatically on startup. If an update is found a notification is displayed allowing the user to directly download the new version or dismiss or snooze the notification.

Upon successful download the notification allows the user to directly close CLM and install the new version, if desired.

The automatic update check can be disabled in the 'Settings' tab, if necessary. Furthermore, the general notification settings from Windows are respected as with features like e.g. Focus Assist.

Note: A downloaded update installer will be located in the users 'Downloads' directory.

CLM 2.7.0

Improvements

Added new Help tab with animated how-to's for most common operations (activation, borrowing, etc.).

Added saving of the last successfully connected borrowing remote server in-between starts of the application.

Added expand all & collapse all right click menu entries.

Added possibility to search licenses by type (floating or node-locked).

Improved describing help text in a few dialogs.

Bugfixes

Fixed an issue where a borrowing from a remote server whose name is not resolvable could lead to the borrowed license not being returnable.

Fixed an issue where the main app and the Activation Wizard could not connect to the license server if a 3rd party licensing system is running on the default 27008 port and the Leica license server was configured to an alternate port.

Fixed missing expiration date in error message when trying to activate an expired EID.

Fixed an issue where an unsuccessful borrowing error message would persist after closing and reopening the borrow dialog.

CLM 2.6.2

| | |
|-----------------|---|
| Bugfixes | Fixed text sizing issue for French translation. Fixed rare issue which could lead to application closing itself. Fixed typo in a certain error message. |
|-----------------|---|

CLM 2.6.1

Improvements

| | |
|---------------------|---|
| Improvements | Improved the most frequent errors with user friendly and actionable messages. |
|---------------------|---|

| | |
|-----------------|--|
| Bugfixes | Fixed: Some error messages for the offline activation process would appear too small on the screen. Fixed: Application possibly not being able to finish the listing of a remote server for borrowing in case multiple listings were requested in quick succession. Fixed: The Activation Wizard would not select the language correctly when started by another application. Improved the most frequent checkout and connection logs with support friendly and actionable messages. Fixed text sizing issue for French translation. Fixed rare issue which could lead to application closing itself. Fixed typo in a certain error message. |
|-----------------|--|

CLM 2.6.0

Improvements

| | |
|---------------------|--|
| Improvements | Improved the borrowing performance considerably. Now the product query takes 1-2 seconds. This can vary based on network infrastructure. The text will automatically shrink to fit the allocated cell space and be completely visible. Before this, in some corner cases the text was not completely visible. |
|---------------------|--|

| | |
|-----------------|--|
| | The right click context menu is displayed only when the mass selection is not used. |
| | Node-Locked licenses are now shown in case the floating license server is not available. |
| Bugfixes | Fixed the situation where adding a line item to a node-locked licenses was not showing an update notification. |

CLM 2.5.2

Improvements

| | |
|---------------------|--|
| Improvements | Added the ability to manually check an EID for updates from the backend license service (e.g. renewal of a license). The new functionality is accessible via the right-click context menu of a single EID or via the group selection “Update” button. Before this, the “Update” button was activated only after an automatic background check at CLM start-up. |
| Bugfixes | Fixed an issue where the initial loading of licenses would occasionally not finish. Fixed an issue where the application would behave incorrectly, when closing it immediately after startup. |

CLM 2.5.1

Improvements

| | |
|------------------------------------|---|
| Improvements | Improved application startup performance. |
| Licensing Service Component | Fixed an issue in the licensing service component, which could lead to intermittent hangs or complete lockup of the service. Fixed an issue in the licensing service component, which could lead to the service restarting unexpectedly. |
| Bugfixes | Fixed a potential issue where the update notification for a license would not be triggered. |

CLM 2.5.0

Improvements

| | |
|--------------------------|--|
| Component Upgrade | The FlexNet Publisher (FNP) component was upgraded to version 11.18.2.0. |
| Bugfixes | Fixed a corner case where a feature remained wrongly checked in after the network connection to the license server was disrupted, and checked out again when the network connection was restored. This ultimately led to more features being checked out by the same user. |

Fixed missing licensing server version display in the About page.

Fixed application not opening correctly when CLM services are not installed.

CLM 2.4.6

Improvements

| | |
|-----------------|---|
| Bugfixes | Fixed an issue which could lead to the application shutting down immediately after startup. |
|-----------------|---|

CLM 2.4.5

Improvements

| | |
|-----------------------------------|---|
| Custom license server port | Added the capability for the GUI to work with a custom license server port in the 27000-27010 range. Before this, if a port different than 27008 (default) was used for the license server, there was no data displayed in the GUI. |
|-----------------------------------|---|

CLM 2.4.4

Improvements

| | |
|-----------------|---|
| Bugfixes | Fixed: possible lockup of the application corner case when closing immediately after startup. |
|-----------------|---|

CLM 2.4.3

Improvements

| | |
|-----------------|---|
| Bugfixes | Fixed: wrong display of total features in use when a product is borrowed by multiple systems. |
|-----------------|---|

CLM 2.4.2

Improvements

| | |
|-----------------|---|
| Bugfixes | Fixed icons missing when custom font loading is blocked – seen on AWS VMs with restricted font loading. |
|-----------------|---|

Fixed high CPU usage on some VM configurations.

Fixed possible crash on some VM configurations (VirtualBox).

License state Show license as inactive if start date in the future.

CLM 2.4.1

Improvements

Bugfixes Fixed a possible crash of the license server when the service does not have the rights to write the log file.

CLM 2.4.0

Improvements

Bugfixes Fixed an issue where the Windows screen scaling setting was applied incorrectly inside the application for scaling levels other than 100% and 200%.

Fixed an issue where the application window would show outside the screen in certain limited screen space scenarios or with high screen scaling settings.

Qt Update Updated to latest Qt UI framework (5.15).

Borrowing Info Added an error indicator when entering invalid characters as server address for borrowing (i.e. the @-sign which was required in CLM 1.8 and below).

Borrowing from localhost and localhost IPs is not possible anymore (not a use-case).

Service State Added an error indicator when required CLM services are not running.

Installation Fixed an issue where the installation failed immediately when the WMI returned an error.

On 32-bit Windows the shortcut to CLM 1.8 will be installed by default in the Windows' Start menu.

CLM 2.3.3

Improvements

Bugfixes Restored functionality on Windows 7.

| | |
|-----------------------|---|
| Borrowing Info | Improved error messages for borrowing failures. |
|-----------------------|---|

CLM 2.3.2

Improvements

| | |
|-----------------------|--|
| Bugfixes | ***Fixed*** Sorting the feature list by “In use/Total” results in the wrong user being displayed. ***Fixed*** If an existing product was ordered again in the same EID the update of that EID failed. ***Fixed*** Error in counting users during expand of feature line item. ***Fixed*** German and Italian dates where displayed wrongly. |
| Borrowing Info | Added a message when querying an empty remote server for borrowable items indicating that the server is empty. |
| Update Info | Added a dialog for error messages, when an EID update was not successful. |

CLM 2.3.1

Improvements

| | |
|--------------------------------------|---|
| Offline Activation/Return | ***Fixed*** The “File could not be identified” error when uploading the start file. |
|--------------------------------------|---|

CLM 2.3.0

Improvements

| | |
|-------------------------------------|--|
| FlexNet Publisher Update | FlexNet Publisher module was updated to version 11.17.1.0. |
| Proxy Functionality | The proxy functionality has been added as an advanced option in the Settings tab. Now the activation and return operations can be performed through a proxy. |

CLM 2.2.0

Improvements

Borrowing capability

The screenshot shows the 'Borrow license' dialog box with the following callouts:

- 1. Type in the hostname of the server which hosts the floating license(s) to be borrowed**: Points to the 'RemoteServerName' input field.
- 2. Click to connect to the server**: Points to a checkmark icon next to the 'RemoteServerName' field.
- Easy to find a specific license: search for license ID or product**: Points to a search icon and input field.
- 3. Select one or more licenses to borrow**: Points to a checkbox in the license table.
- 4. Provide the desired borrow duration**: Points to the 'Days' input field in the license table.
- 5. Click to borrow**: Points to the 'Borrow' button.

| License | Days |
|--|------|
| <input type="checkbox"/> 99999-99999-82864-60B87-B1A19 | 1 |

Product

- > Infinity_Maintenance
- ▼ Infinity_FL_TRAIN
- Infinity_Adjustment.1D

Buttons: X Cancel, Borrow

Tooltips

Tooltips have been added on the buttons to describe their actions.

Search in Usage View

Added search by "Checked Out" or "In Use" or "Free" in usage view.
Added search by EID. In this case, the features enclosed in the EID are displayed.

Installer

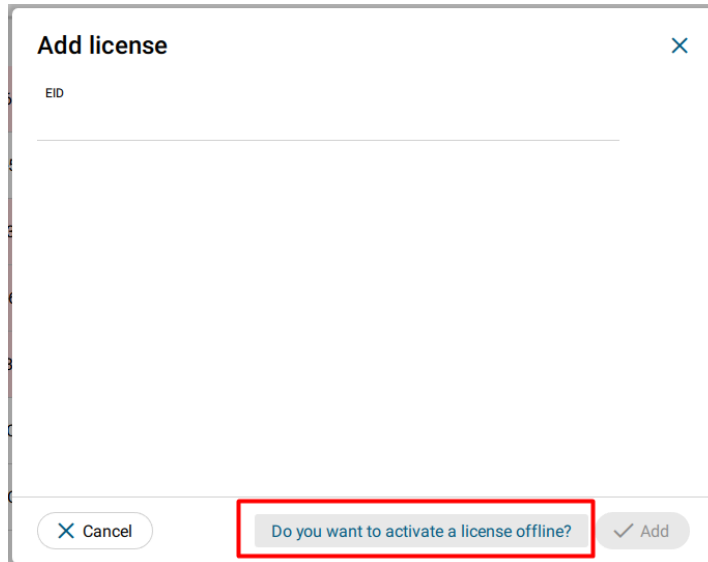
Fixed Don't delete the product entry from *Add or Remove Programs* when an uninstall rolls back.
Fixed Upgrade is possible while a node locked application is using the licensing services.

CLM 2.1.0

Improvements

Offline activation and return

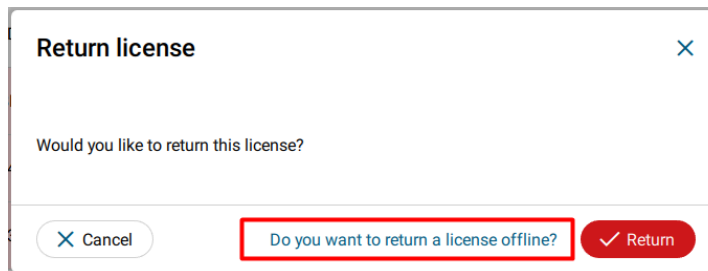
Offline activation/return feature has been added.
The functionality is integrated in the Add/Return dialog windows:



Add license [X]

EID

[X] Cancel **Do you want to activate a license offline?** [✓] Add



Return license [X]

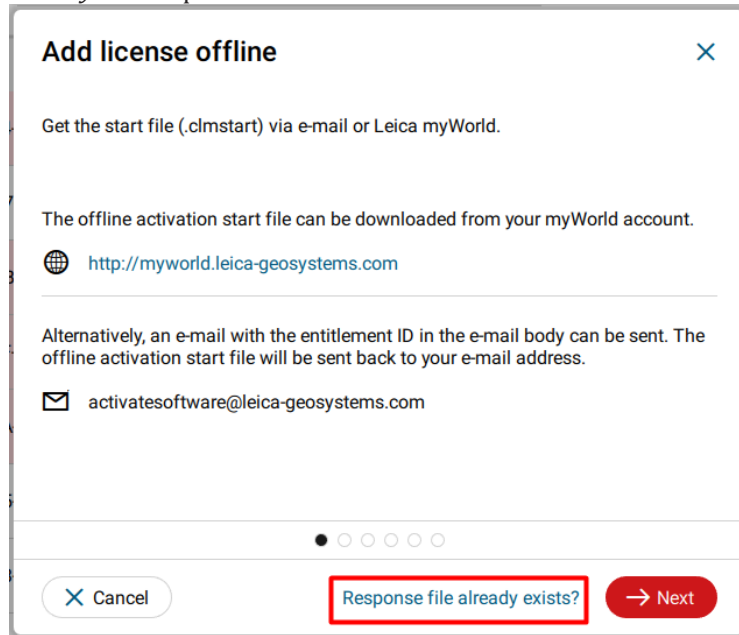
Would you like to return this license?

[X] Cancel **Do you want to return a license offline?** [✓] Return

If more than one license needs to be activated/returned, the process can be done more efficient as follows:

1. Get all the start files from myWorld
 2. Generate the request files one by one in CLM
 3. Get all the response files in myWorld
-

-
4. Activate/Return the licenses one by one in CLM using the *Response file already exists* option:



CLM 2.0.2

Improvements

| | |
|------------------------|--|
| Return errors | Return errors are displayed if return is not successful. |
| Search extended | Search in Licenses view by feature and state. |
| About page | Product version more visible. |
| Translations | Japanese language updated. |
| **Fixed** | Product list with wrong dates after sorting/searching. |

CLM 2.0.1

Improvements

| | |
|--|--|
| Return expired node locked licenses | Previously failed without an error, now fixed. |
| Scroll bar | Added scroll bars to the Licenses and Usage views. |

CLM 2.0.0

New Features

Only 1 software
for all the
license models

CLM - License Manager
Desktop app

CLM

Licenses Settings About

Licenses Usage + Add

| <input type="checkbox"/> | License | Status | Type | |
|--------------------------|---------------------------------|--------|-------------|--|
| <input type="checkbox"/> | > 99999-99999-21314-05018-72A76 | Valid | Floating | |
| <input type="checkbox"/> | > 99999-99999-DC005-F7957-185BC | Valid | Floating | |
| <input type="checkbox"/> | > 99999-99999-2561F-E4E4C-4AB05 | Valid | Node locked | |

Multiple EID
activation

Add license

EID

99999-99999-DC005-F7957-185BC

99999-99999-21314-05018-72A76|

Search and
filter in License
tab by EID,
feature name or
product name

Licenses Usage infinity| + Add

| <input type="checkbox"/> | License | Status | Type | |
|-------------------------------------|---------------------------------|--------|----------|--|
| <input checked="" type="checkbox"/> | > 99999-99999-DC005-F7957-185BC | Valid | Floating | |

| Product | Quantity | Expiration | Maintenance |
|------------------------|----------|------------|-------------|
| > Infinity_Maintenance | 1 | 02/05/20 | 02/05/20 |
| > Infinity_FL_TRAIN | 1 | 02/05/20 | 02/05/20 |

Search and filter in Usage tab by feature name

Licenses Usage

| Feature | In Use/Total |
|-------------------------------|--------------|
| > Infinity_Dataproc.Levelling | 0/99 |
| > Infinity_Dataproc.TPS | 0/99 |
| > Infinity_Dataproc_GNSS_Dual | 0/99 |

Automatic check for renewals

Licenses Usage

| <input type="checkbox"/> | License | Status | Type | | |
|--------------------------|---------------------------------|--------|-------------|--|--|
| <input type="checkbox"/> | > 99999-99999-21314-05018-72A76 | Valid | Floating | | |
| <input type="checkbox"/> | > 99999-99999-DC005-F7957-185BC | Valid | Floating | | |
| <input type="checkbox"/> | > 99999-99999-2561F-E4E4C-4AB05 | Valid | Node locked | | |

Copy EID to clipboard

| <input type="checkbox"/> | License | Status | Type | | |
|--------------------------|---------------------------------|--------|----------|--|--|
| <input type="checkbox"/> | > 99999-99999-21314-05018-72A76 | Valid | Floating | | |
| <input type="checkbox"/> | > 99999-99999-DC005-F7957-185BC | Valid | Floating | | |

Copy

Multiple selection menu

| <input type="checkbox"/> | License | Status | Type | | |
|-------------------------------------|---------------------------------|--------|-------------|--|--|
| <input checked="" type="checkbox"/> | > 99999-99999-21314-05018-72A76 | Valid | Floating | | |
| <input checked="" type="checkbox"/> | > 99999-99999-DC005-F7957-185BC | Valid | Floating | | |
| <input type="checkbox"/> | > 99999-99999-2561F-E4E4C-4AB05 | Valid | Node locked | | |

✓ 2 licenses selected. Copy Update Return

**On the fly
language
localization**

Licenses Settings About

Advanced options

General

Language
English (US) ^

- English (US)
- French
- German
- Italian
- Japanese

**Installer:
Custom
installation
folder**

Setup will install CLM to the following folder.
Click "Next" to install to this folder. To select another folder click "Browse".

C:\Program Files (x86)\Leica Geosystems

Browse
